

System Requirements for *Iowa Assessments, Logramos, and CogAT (Virtual Remote Proctor)*

General <i>DataManager</i> System Requirements		
Operating System	Web Browser	Screen Resolution
Windows 11	<ul style="list-style-type: none"> ➤ Microsoft Edge ➤ JavaScript must be enabled 	Minimum: 1280 x 720
Windows 10	<ul style="list-style-type: none"> ➤ Current version of Chrome 	
Mac OS X 10.14 or higher	<ul style="list-style-type: none"> ➤ Safari 13 and up ➤ JavaScript must be enabled 	
Proctorio Gradebook	Current version of Chrome with Proctorio Chrome extension https://www.google.com/chrome/ https://www.getproctorio.com/	
Proctoring & Web Reporting System Requirements (Windows, Mac, Chromebook)		
RAM	8 GB RAM or more is recommended for optimal performance	
Internet/Network	High Speed Internet connection required	

Note: Browsers not in compliance with TLS 1.2 or higher will be unable to access *DataManager*

Student System Requirements for Remote Online Testing - Virtual Remote Proctor	
Operating System/Device	Web browser and other requirements
Windows 11 Windows 10	<ul style="list-style-type: none"> ➤ Current version of Chrome with Proctorio Chrome extension ➤ JavaScript must be enabled ➤ 1024 x 768 minimum screen resolution ➤ Processor: Intel Pentium or better
Mac OS 10.14 or higher	<ul style="list-style-type: none"> ➤ Current version of Chrome with Proctorio Chrome extension ➤ JavaScript must be enabled ➤ 1024 x 768 minimum screen resolution ➤ Processor: Intel
Chromebook	<ul style="list-style-type: none"> ➤ Current version of Chrome with Proctorio Chrome extension ➤ 1366 x 768 minimum screen resolution ➤ Processor: Intel or ARM
Free Disk Space	250 MB
RAM	4 GB RAM or more is recommended for optimal performance
Internet/Network	High Speed Internet connection required Bandwidth 600 Kbps recommended
Microphone	Internal or external microphone
Webcam	320x240 VGA resolution (minimum) internal or external

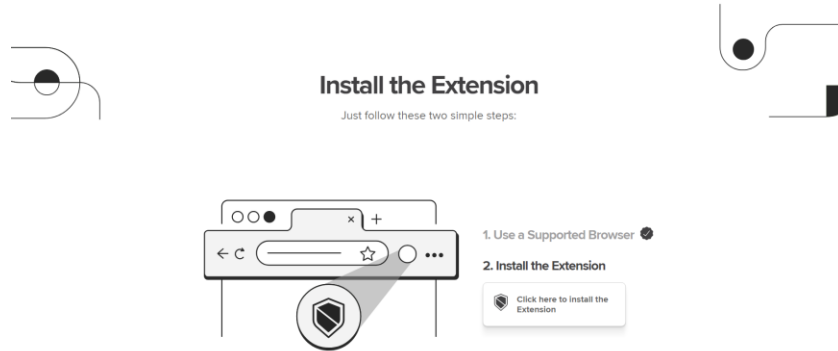
***iPads are not supported. Virtual machines and proxy connections are not supported.**

Secure browsers and student testing apps are not supported.

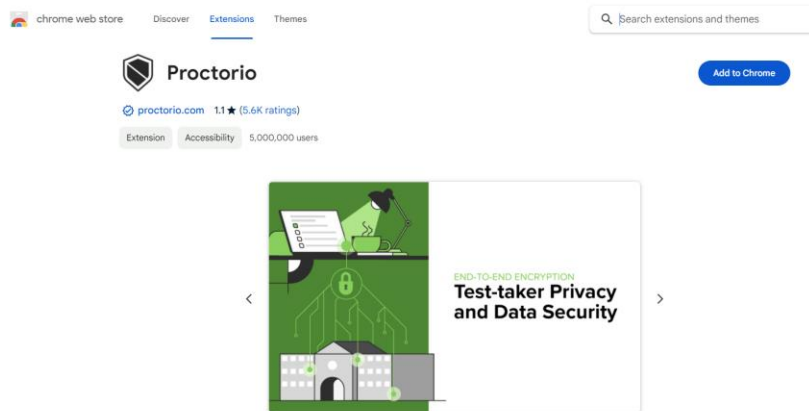
Note: Browsers not in compliance with TLS 1.2 or higher will be unable to access the *DataManager* and student online testing sites.

1. Install Proctorio Extension

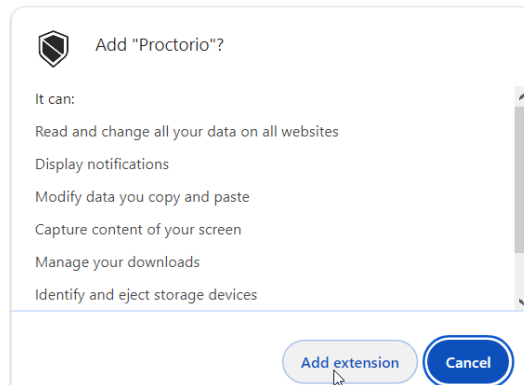
- a. Proctorio requires a Chrome extension. You only need to do this once. To download the extension, please go to: <https://www.getproctorio.com/>
- b. Click the button 'Click here to install the Extension'.



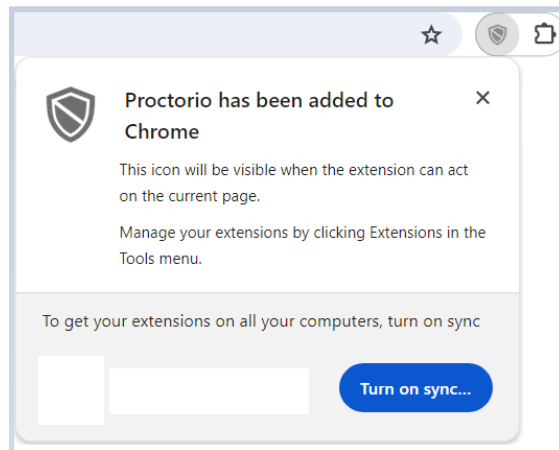
- c. You will be redirected to the Chrome Web Store screen. Click the 'Add to Chrome' button.




- d. At the prompt, click 'Add extension'.

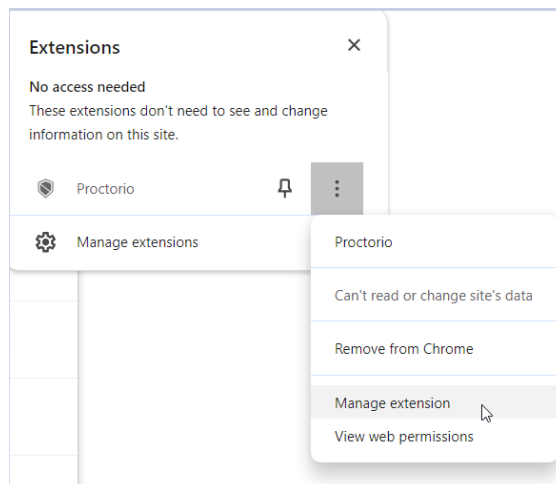


- e. Once successfully installed, a confirmation appears.




2. Manage Extension

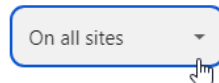
- a. Click the Extensions icon 
- b. Click on the 'More options' icon, then 'Manage extension'



- c. Under Site access, ensure that 'On all sites' is enabled.

Site access

Allow this extension to read and change all your data on websites you visit: 



3. Clear Cache and Cookies from All Time

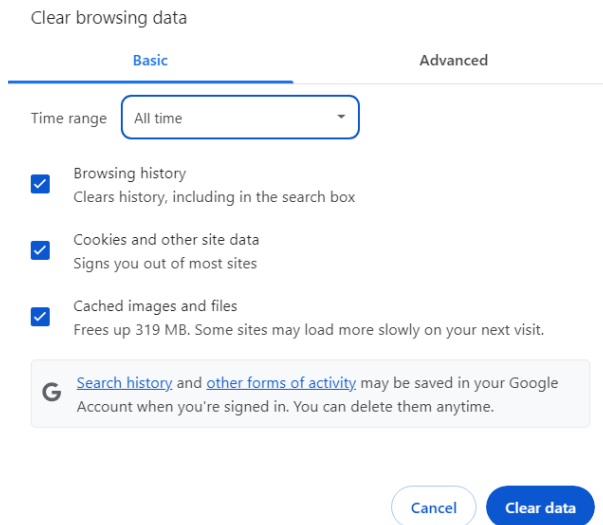
- a. Click the three dot icon in the upper right-hand corner



- b. Click 'Clear browsing data'



- c. Click the Basic tab



- d. Set the Time range to 'All time'
- e. Click 'Clear data'

4. Restart your computer.