




## Assess Less. Measure More.

Data you can trust in less testing time!



For over **85 years**, the *Iowa Assessments™* have been—and remain today—a trusted source of information about what students have learned. Our latest forms provide educators with **flexibility** to administer the assessment on paper or online and with testing times that **fit into school schedules**. Administrators and educators use the Iowa Assessments to measure mastery of **next generation academic standards** and to **monitor growth year-over-year**.

→ About the Iowa Assessments

## What are the *Iowa Assessments*?

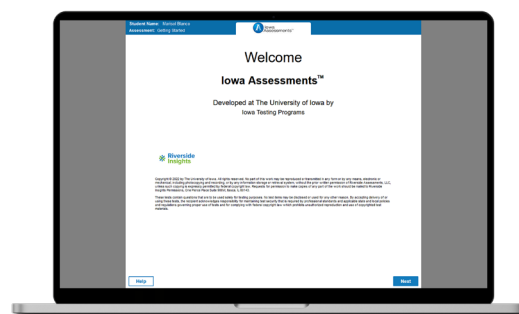



- The *Iowa Assessments* from Riverside Insights™ are evidence-based, psychometrically sound assessments that measure student achievement and growth against next generation learning standards for grades K–12. Because of an efficient test design and powerful reporting, the *Iowa Assessments* allow you to assess less but measure more.
- The *Iowa Assessments* were first developed in 1935 by researchers at the University of Iowa to help educators improve student instruction.
- Since then, they've been consistently updated with new content and new norms, directed by the Iowa Testing Program – leaders in assessment research for nearly a century.
- *Iowa Assessments* Forms E, F, and G are equivalent and built to the same blueprint and content specifications. They yield comparable interpretations and produce the same detailed reports at skill and item level, providing ideal support for pre- and post-testing models.



DR. STEPHEN DUNBAR



DR. CATHERINE WELCH



→ About the Iowa Assessments

## The *Iowa Assessments* enable administrators and educators to:

- Monitor Growth using a continuous, researched-based, vertical scale to accurately measure academic progress from kindergarten through high school
- Benchmark student skill proficiency and growth throughout the year
- Diagnose where students are at the beginning of the school year to inform instruction
- Indicate College and Career Readiness through high-quality, easily accessible, and interpretable assessment data helping educators and families determine whether students are on track for college and careers
- Evaluate student mastery of next generation skills and rigorous learning standards

## All while offering

- The option to administer Complete, Core, or Survey batteries or **single subjects**
- Items that align to one of three cognitive levels, providing an additional view of mastery Skill and core domain alignment and reporting
- A reporting suite that includes Lexile® and Quantile® measures



## Measure College and Career Readiness—Beginning in Middle School

Maximizing your school or district’s resources—instructor time, money, and curricular changes—has never been more challenging or important. Only Riverside Insights has the expertise and data systems to help you track college and career readiness starting at Grade 6. Data gathered from our reliable and evidence-based assessments can help you make important decisions by providing projected reports of student preparedness for success through Grade 12 and beyond.

### How it works

- The *Iowa Assessments* generate readiness reports showing where students in Grades 6–12 land on the college and career preparedness scale, informing decisions related to curricula and teacher performance.
- In addition, individual student data helps identify students who may require intervention or advanced courses and programs, or those who would benefit from accelerated coursework.

### Why it works

- The *Iowa Assessments* are the only assessments that begin evaluating student preparedness for the ACT®/SAT® in Grade 6—two years before any other existing assessment system.
- Grades 6–8 are a critical time for skills development, so the ability to begin interventions or adjust curricula to ensure students are “on track” for success before they enter high school can go a long way toward improving overall student, school, and district performance.
- In addition, the longitudinal data system allows you to track students year over year and within the school year, so you can demonstrate immediate and long term gains in achievement at the same time.

→ About the Iowa Assessments

## How do you track growth?

With increasing pressure on schools and districts across the country to provide data showing student growth, you need a way to reliably monitor each student’s progress across the entire K–12 continuum. That’s why the robust vertical scale underlying the *Iowa Assessments* facilitates an enhanced Growth Model.

This instrument answers the needs of schools like yours—providing better ways to measure achievement and impact instruction to help students prepare for college and careers. The *Iowa Assessments* also may be used within an RTI program as a **reliable and valid universal screener**.

Learning is a continuous process, and individuals learn incrementally and at different rates. When we measure progress, we avoid applying arbitrary labels to students or placing them in buckets. Instead, by monitoring growth, we focus on setting long-term goals and understanding student progress towards college and career readiness. Using growth data can help you plan instruction and implement swift curriculum changes based on what students know and can do.

## The *Iowa Assessments* track growth with

- Accurate longitudinal data reporting within and across school years
- A vertical scale that provides a reliable and consistent measure of growth
- Standard score growth continuum that provides more accurate data than other competing instruments
- Enhanced tools for differentiation that accurately assess the growth of low- and high-performing students
- Universal Screening that can be used within the Response to Intervention framework



→ Times and Levels

## Forms E and F Complete/Core Testing Times:

- Primary Grades

LEVEL 5 TESTING TIMES

Test	Number of Items	Approximate Working Times (Minutes)
Vocabulary	23	20
Word Analysis	29	20
Listening	23	30
Language	27	25
Math	27	25
Reading	17	30
<b>TOTALS</b>	<b>146</b>	<b>2 h. 30 min.</b>

LEVEL 6 TESTING TIMES

Test	Number of Items	Approximate Working Times (Minutes)
Vocabulary	27	20
Word Analysis	33	20
Listening	27	30
Language	31	25
Math	35	25
Reading (Part 1)	17	30
Reading (Part 2)	17	30
<b>TOTALS</b>	<b>187</b>	<b>2 h. 40 min.</b>

LEVEL 7 TESTING TIMES

Test	Number of Items	Approximate Working Times (Minutes)
• Vocabulary	26	15
• Word Analysis	32	15
• Reading (Part 1)	17	20
• Reading (Part 2)	18	25
• Listening	27	25
• Language	34	25
• Math (Part 1)	26	25
• Math (Part 2)	15	25
• Computation	25	25
Social Studies	29	25
Science	29	30
<b>TOTALS—Complete</b>	<b>278</b>	<b>2 h. 40 min.</b>
<b>TOTALS—Core</b>	<b>220</b>	<b>3 h. 20 min.</b>

• Core Battery

LEVEL 8 TESTING TIMES

Test	Number of Items	Approximate Working Times (Minutes)
• Vocabulary	26	15
• Word Analysis	33	15
• Reading (Part 1)	18	20
• Reading (Part 2)	20	25
• Listening	27	25
• Language	42	25
• Math (Part 1)	26	25
• Math (Part 2)	20	25
• Computation	27	25
Social Studies	29	25
Science	29	30
<b>TOTALS—Complete</b>	<b>297</b>	<b>4 h. 10 min.</b>
<b>TOTALS—Core</b>	<b>239</b>	<b>3 h. 20 min.</b>

• Core Battery

Scope and Sequence for Form G and for Forms E and F Survey Battery also available.

→ Times and Levels

• Grades 3–High School

LEVEL 9–14 TESTING TIMES

Test	Number of Items						Approximate Working Times (Minutes)
	Level 9	Level 10	Level 11	Level 12	Level 13	Level 14	
• Reading <sup>1</sup>	41	42	43	44	45	46	30 + 30
• Written Expression	35	36	40	43	45	48	40
• Math <sup>1</sup>	50	55	60	65	70	75	30 + 30
Science	30	34	37	39	41	43	35
Social Studies	30	34	37	39	41	43	35
• Vocabulary	29	34	37	39	41	42	15
• Spelling	24	27	30	32	34	35	10
• Capitalization	20	22	24	25	27	29	10
• Punctuation	20	22	24	25	27	29	10
• Computation	25	27	29	30	31	32	20
• Word Analysis <sup>2</sup>	33	-	-	-	-	-	-
• Listening <sup>2</sup>	28	-	-	-	-	-	-
<b>TOTAL ITEMS - Complete</b>	<b>365</b>	<b>333</b>	<b>361</b>	<b>381</b>	<b>402</b>	<b>422</b>	-
<b>TOTAL TIME - Complete</b>	<b>5 h. 40 min.</b>	<b>4 h. 55 min.</b>	<b>4 h. 55 min.</b>	<b>4 h. 55 min.</b>	<b>4 h. 55 min.</b>	<b>4 h. 55 min.</b>	-
<b>TOTAL ITEMS - Core</b>	<b>305</b>	<b>265</b>	<b>287</b>	<b>303</b>	<b>320</b>	<b>336</b>	-
<b>TOTAL TIME - Core</b>	<b>4 h. 30 min.</b>	<b>3 h. 45 min.</b>	<b>3 h. 45 min.</b>	<b>3 h. 45 min.</b>	<b>3 h. 45 min.</b>	<b>3 h. 45 min.</b>	-

• Core Battery

<sup>1</sup> This test is administered in two parts.

<sup>2</sup> This test is read aloud by the test administrator. The time given is approximate.



→ Times and Levels

LEVEL 15–17/18 TESTING TIMES

Test	Number of Items			Approximate Working Times (Minutes)
	Level 15	Level 16	Level 17	
• Reading	40	40	40	40
• Written Expression	54	54	54	40
• Math	40	40	40	40
Science	48	48	48	40
Social Studies	50	50	50	40
• Vocabulary	40	40	40	15
• Computation	30	30	30	20
• Capitalization	20	22	24	10
<b>TOTAL ITEMS - Complete</b>	<b>302</b>	<b>302</b>	<b>21</b>	-
<b>TOTAL TIME - Complete</b>	<b>3 h. 55 min.</b>	<b>3 h. 55 min.</b>	<b>3 h. 55 min.</b>	-
<b>TOTAL ITEMS - Core</b>	<b>204</b>	<b>204</b>	<b>204</b>	-
<b>TOTAL TIME - Core</b>	<b>2 h. 35 min.</b>	<b>2 h. 35 min.</b>	<b>2 h. 35 min.</b>	-

• Core Battery

Recommended Test Levels by Testing Season

GRADE	FALL	MIDYEAR	SPRING
K	*	5	5–6
1	6	6–7	7
2	7	8	8
3	8-9	9	9
4	10	10	10
5	11	11	11
6	12	12	12
7	13	13	13
8	14	14	14
9	14–15	14–15	14–15
10	16	16	16
11	17/18	17/18	17/18
12	17/18	17/18	17/18

\*Fall norms are not available for Grade K



→ Times and Levels

## Single Subject Testing Times:

Level	Subject & Domain	Administration Time (in minutes)	Questions
<b>5</b>	Reading	30	17
	Vocabulary	20	23
	Math	25	27
<b>6</b>	Reading	40	34
	Vocabulary	20	27
	Math	25	35
<b>7 &amp; 8</b>	Reading (Parts 1 & 2)	45	35-38
	Vocabulary	15	26
	Math (Parts 1 & 2)	50	41-46
	Computation	20	25-32
	Science	25	29
<b>9-14</b>	Reading (Parts 1 & 2)	60	41-46
	Vocabulary	15	29-42
	Math (Parts 1 & 2)	60	50-75
	Computation	20	30
	Science	35	30-43
<b>15-17/18</b>	Reading	40	40
	Written Expression	40	54
	Vocabulary	15	40
	Math	40	40
	Computation	20	30

## → Online Testing

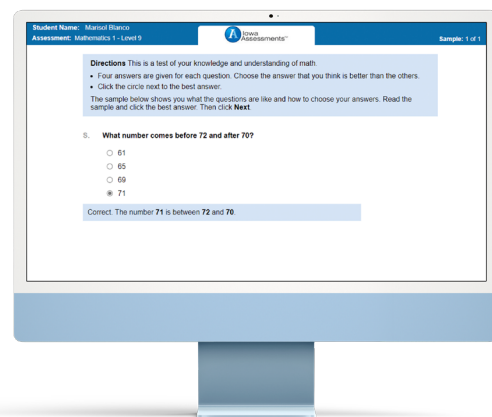
## Measure Growth and College Readiness Online

### A fast, accurate, and user-friendly administration option

- Online administration returns test results quickly and reduces the amount of time teachers spend on routine testing tasks, allowing them to focus on what they do best—teach. Web-based reporting can inform instruction faster than ever before.
- Online testing is available for PC, Mac®, Chromebook™, and iPad® administration.

### Customize, administer, and collect testing data safely and efficiently

- The student-friendly platform reflects Universal Design principles—for example, having one item per page and age-appropriate point sizes—making the interface suitable for most children. Online help features and proctor-managed pacing assists students in understanding expectations and directions.
- Flexible administration options enable individual, small groups or large group online administrations. Districts can create a testing schedule that best suits their testing needs.
- Built-in safeguards—including secure browsers, session expiration, restricted access, secure logins, and confirmation of student identity—protect the integrity of testing process and ensure the validity of results.






# Get the support you need for your program with our vast library of resources

Riverside Insights wants to make sure you have the information you need to make the most of your *Iowa Assessments* testing data. That's why we maintain an ever-growing library of resources that address the today's educators' concerns at no additional cost.

- Free Report Guides with easy step-by-step instructions, data analysis tips, classroom applications, and more
- Quick-hit videos on best practices, answers to common questions, how-tos, and more
- Full length webinars with experts including the *Hear from Your Peers* series where educators present how they've solved pervasive problems
- Downloadable case studies with statistics and detailed solutions
- An easily-searchable catalog of blog posts on many topics



The **Riverside Training Academy** offers a wide array of flexible training options to fit every schedule and budget.



Visit [riversideinsights.com/iowa\\_assessments](https://riversideinsights.com/iowa_assessments) to find out how the *Iowa Assessments* can help elevate all your students to their full potential