



ORDER FORM FOR RIVERSIDE SCORING SERVICE—2017 & 2011 Norms
Iowa Assessments™ Forms E, F & G and *CogAT®* Forms 7 & 8

Expedited Scoring Service

See information on page 3 to request 5-day expedited scoring turnaround.

Request is at an additional cost and must be prescheduled.

If request for expedited scoring has been scheduled and approved by Riverside Insights Customer Service, check box here.

Basic Information (** Fields marked with a double diamond are required.)

Location Name(s) For Reports

_____ Are you part of a Public School System or Private School Group? Then enter your System or Group Name in the spaces provided below.

_____ Are you an Independent School? Then enter your school name in the spaces below and in line 1 on page 2.

_____ (This is represented on the score reports as the default for your system name).

Test Date**

Month	Day	Year

NOTE: Your building name(s) and document counts will need to be entered on page 2.

Ship To** Do not use a P.O. box.	Bill To	Other Information
Contact Name	Contact Name	# of Packages Shipped
Title	Title	Phone #
System/School	System/School	E-mail**
Address	Address**	Purchase Order #**
		By signing, I agree to Riverside Insights' Privacy Policy, Terms of Use and Terms & Conditions.*
City State Zip	City State Zip	Signature
Country	Country	Minimum charge of \$173.25 per scoring order.

Do these scores need to be merged into a previous order with the same Test Date? If yes, please indicate Order Number: _____

Do locally scanned answer documents or online test administrations need to be merged and reported? Yes ___ No ___

If merging combined Iowa/CogAT paper testing with online, enter both the Iowa and CogAT Test Event names below. Merged testing results will appear under the Iowa Test Event in DataManager.

NOTE: Online test events must be closed prior to merging with paper tests. Norms year (either 2011 or 2017) must match for online and paper to merge.

If yes, please indicate your DataManager Test Event Name (Iowa EFG): _____ **CogAT 7 or 8:** _____

Do you want your documents returned? Yes ___ No ___ Additional fee plus shipping and handling.

Ship answer documents to Riverside Scoring Service, Forms Iowa EFG & CogAT 7/8
9200 Earhart Lane SW, Cedar Rapids, IA 52404-9078

RIVERSIDE INSIGHTS® CUSTOMER SERVICE Phone: (800) 323-9540 Email: inquiry@service.riversideinsights.com

Scoring for Iowa Tests Forms A, B, & C, and CogAT Form 6 is no longer supported

*Terms and Conditions located at <https://riversideinsights.com/support/policies>

By signing, I accept the base price per student and additional options as per my elections. For pricing information refer to: www.riversideinsights.com.

ORDERING

As you look through the list of available reporting options on this OSS, please refer to the helpful icons next to each option:



= indicates that this reporting option is primarily for home.



= indicates that this reporting option is primarily for teachers.



= indicates that this reporting option is primarily for administrators.

Be sure you select a combination of reporting options that meet the needs of all the key stakeholders at your institution. **Please note that the minimum charge for processing Scoring Service orders is \$173.25 per order form.** If your school or district requires a P.O., please attach it to this form.

Your local Assessment Consultant will work with you to determine the best results-management program for your school system. If you have any questions, contact your local Assessment Consultant or Riverside Insights Customer Service at 800.323.9540.

SCORE ABBREVIATIONS

APR: Age Percentile Rank	NPR: National Percentile Rank
AS: Age Stanine	NS: National Stanine
GE: Grade Equivalent	PGE: Predicted Grade Equivalent
GPR: Grade Percentile Rank	PNPR: Predicted National Percentile Rank
GS: Grade Stanine	PRIVPR: Private/Catholic Percentile Rank
HSES: High Socioeconomic Status	PSS: Predicted Standard Score
LPR: Local Percentile Rank	RS: Raw Score
LS: Local Stanine	SAS: Standard Age Score
LSSES: Low Socioeconomic Status	SS: Developmental Standard Score
NCE: Normal Curve Equivalent	USS: Universal Scale Score

EXPEDITED SCORING SERVICE

Expedited processing may be requested for a 5-day turnaround (5 business days) from receipt of your scoring order at the Riverside Scoring Service. Expedited processing is at an additional cost for your scoring order. Advanced scheduling for this special service is necessary.

- Basic scoring service including paper reports may be expedited for 5-day turnaround from receipt of materials at our facility to shipment of reports from our facility for a 10% surcharge.
- Paperless scoring plans, including web-based DataPlus with reporting in *DataManager*, may be expedited for 5-day turnaround from receipt of materials at our facility to web-based publishing of reports for a 15% surcharge.

Contact Riverside Insights Customer Service at 800.323.9540 for more information and to schedule your expedited order.

Please follow these processing prioritization procedures when submitting your request.

- Contact Customer Service to obtain the Customer Approved Priority Expedite (CAPE) form.
- Complete the CAPE form and e-mail it to Riverside Insights Customer Service (inquiry@service.riversideinsights.com) to schedule expedited processing for your scoring order.
- Your Customer Service Representative will return the CAPE form to you with scheduling confirmation.
- Include a copy of the completed, Riverside Insights approved, Customer Approved Priority Expedite (CAPE) form with your Order for Scoring Service (OSS) in Box 1 of your shipment.

Expedited orders must be confirmed with Customer Service and scheduled prior to shipping materials to Riverside Scoring Service.

STEP 1 NORM PERIOD

Default Norm Year for Iowa Assessments Forms E, F and G and CogAT Forms 7 and 8 is 2017.

2017 norms will be provided to you unless 2011 is selected below.

- 2011** 2005 Comparative Norms are available upon request for specific comparative scores - 05SS, 05GE, 05NPR, 05NS. (see Step 4)
- 2017 (Default)** 2011 Comparative Norms are available upon request for specific comparative scores - 11SS, 11GE, 11NPR, 11NS. (see Step 4)

Norm Periods are:

- Test dates 3/1-7/31 use **“Spring”**
- Test dates 8/1-11/30 use **“Fall”**
- Test dates 12/1-2/28 or 2/29 use **“Midyear”**

Iowa Assessments Interpolated (to week of testing): Interpolates the NPR, NS and NCE if ordered.

- **Fall norms are not available for grade K for Iowa Assessments.**
- Midyear norms for grade K are reported for Level 5 only.
- Spring norms for grade K and Fall norms for grade 1 are reported for Levels 5 & 6 (formerly Level 5/6).
- Level 7 norms begin at Midyear of grade 1.

	Fall	Midyear	Spring
Grade K	—	Level 5	Level 5 Level 6
Grade 1	Level 6	Level 7	Level 7

CogAT Fall, Midyear and Spring norms are reported as grade norms.

Note: Norms automatically adjust for Iowa Assessments Longitudinal reporting. Administrations scored using 2011 will report based on 2017 norms when pulled into a Longitudinal report which uses 2017 norms in the most recent data point.

STEP 2 SELECT GLOBAL OPTIONS FOR REPORTING

Composite Options

- Exclude* Math Computation when calculating Math Total in Core Composite and Complete Composite calculations (optional)
- Include Extended ELA Total (Word Analysis and Listening) in Core Composite and Complete Composite calculations (optional)

Report Groups and/or Total Exclusions

- Exclude students coded in the ‘Office Use Only’ section (including students coded Z) from group averages
- Do not report ACT[®]/SAT[®] predicted scores on List of Student Scores (Levels 15, 16 and 17/18)
- Do not report School Norms
- Do not print Program Descriptions (for example, Free/Reduced Lunch) on List of Student Scores and Student Score Labels

Alternate Verbal Score for CogAT

- Exclude the Sentence Completion subtest from Verbal score calculation for students coded ELL (levels 5/6-8, *CogAT* only)
- Exclude the Sentence Completion subtest from Verbal score calculation for students coded ‘S’ in the ‘Office Use Only’ section (levels 5/6–8, *CogAT* only)
- Exclude the Verbal Analogies test from Total Score calculation for students coded ELL (levels 9 and above, *CogAT* Screening Test only)
- Exclude the Verbal Analogies test from Total Score calculation for students coded ‘V’ in the ‘Office Use Only’ section (levels 9 and above, *CogAT* Screening Test only)

STEP 3 SELECT IOWA ASSESSMENTS/COGAT COMBINED OPTIONS FOR PAPER REPORTS

If your school administers both the *Iowa Assessments* and *CogAT*, combined scoring and reporting options are available to you. To receive combined reporting, Iowa and *CogAT* answer documents may be submitted together as part of the same scoring order, or Riverside Insights can automatically combine data from a current Iowa order with data from a previously submitted *CogAT* order, up to 2 years in the past. Please refer the instructions for Step 3 in the *Riverside Scoring Service Ordering Instructions* for more information.

• **Combined Reports**

- Report Iowa/*CogAT* scores on a combined reporting template for the following grades (circle any/all that apply). K 1 2 3 4 5 6 7 8 9 10 11 12

• **Reporting Predicted Scores**

If Predicted Scores are selected on reports, the Standard Age Score (SAS) from a student’s most recent *CogAT* administration (within the past 2 years) is used to calculate predictions for all Iowa tests, for the grades circled above. *CogAT* Composite (VQN) scores only.

• **Displaying Actual/Predicted Scores**

Difference between predicted and actual scores are reported. You may not want to report all differences. If so, check only one range to suppress:

- Suppress Middle 68%
- Suppress Middle 80%**
- Suppress Middle 90%

STEP 4

SELECT BASIC DATA PACKAGE OPTIONS

Basic Data Package (Paper Reporting as primary plan)

Check the box above to receive the Basic Data Package as your primary reporting plan. Basic Data includes processing of answer documents and one copy of the List of Student Scores with Class, Building, and System Summaries, with Quartiles (*Iowa Assessments* only). You can customize your Basic Data reports by circling scores below. If no scores are circled, only the default scores (shown underlined and in bold) will be provided to you. If you circle any scores, only those scores will be reported.

- Iowa (achievement) CogAT (ability) Combined

Circle Iowa Scores to Report on List of Student Scores

Circle up to 9 achievement scores. SS GE NPR NS RS NCE PRIVPR LPR LS HSES LSES (Student List Only) (Must select both LPR and LS for Local Stanines (LS) to appear).

- 2011 Comparative Scores (available with *Iowa Assessments* Levels 6-14 Core or Complete Battery only, when 2017 norms are ordered). Circle up to 4 comparative norm scores. 11SS 11GE 11NPR 11NS
- 2005 Comparative Scores (available with *Iowa Assessments* Levels 6-14 Core or Complete Battery only, when 2011 norms are ordered). Circle up to 4 comparative norm scores. 05SS 05GE 05NPR 05NS
- Predicted Scores (optional, based on current or prior CogAT administration) PSS/SS/DIFF* PGE/GE/DIFF* PNPR/NPR/DIFF*

• **Check Lexile® and Quantile measures (optional)**

- Lexiles and Quantiles Lexiles Quantiles

Additional per student fees apply. For pricing refer to: www.riversideinsights.com.

Circle CogAT Scores to Report on List of Student Scores

RS USS SAS APR AS GPR GS ability scores are always reported.

Circle up to 2 additional CogAT scores. LPR LS (Student List Only)

• **Check CogAT Composite Type(s) to Report (Complete only)** (select up to 4)

- Composite VQN VQ VN QN

• **Check CogAT Graphing Options to Report** (select one)

- Confidence Bands Single Data Points

Additional copies of the List of Student Scores with Class, Building, and System Summaries (Scores reported will be the same as those selected above.)

Write the number of additional copies by grade below:

All	K	1	2	3	4	5	6	7	8	9	10	11	12

SELECT DATAPLUS PACKAGE OPTIONS



DataPlus Package (Web Reporting as primary plan)

Check the box above to receive the DataPlus Package as your primary reporting plan. DataPlus includes processing of answer documents and access to *DataManager™* interactive web reporting, including the ability to print or download results directly from *DataManager* as:

- PDF/RTF or Excel files;
- Print-style List of Student Scores, Profile Narrative, and Individual Performance Profile reports in PDF format for *Iowa Assessments* and *CogAT*;
- Print-style Individual Performance Profile, Group Performance Profile, Group Item Analysis, and Class Item Response Record reports in PDF format for *Iowa Assessments*; and
- Full data and customizable data file exports.

Circle Additional Achievement/Ability Scores to Report in DataManager Web Reporting (optional)

Local Norms for Iowa or CogAT LPR LS (must choose both for LS to appear)

Iowa only: PRIIPR

Lexile and Quantile measures are provided for no additional charge in web reporting.









Norms automatically adjust for Iowa Assessments Longitudinal reporting in *DataManager*. Administrations scored using 2011 will report based on 2017 norms when pulled into a Longitudinal report which uses 2017 norms in the most recent data point.

OR

* Predicted Scores: Achievement and Ability data must be available for all students. Predicted Scores count as 2 achievement scores for total scores available on each report. There is no additional fee for this service.

STEP 5

SELECT ADDITIONAL REPORTS (2 or more per grade indicates extra copies desired)

OUTPUT	TYPE	CUSTOM SERVICES AND OPTIONS Order services by checking the box in front of the service and writing the desired number of copies per grade. Check boxes of all appropriate options and circle scores to report. Additional costs apply.	INDICATE NUMBER OF COPIES PER GRADE												CIRCLE SCORES TO REPORT Circle the scores you would like reported. If no scores are circled, only the default scores (shown underlined and in bold) will be provided to you. If you circle any scores, only those scores will be reported.			
			All	K	1	2	3	4	5	6	7	8	9	10		11	12	
Paper	 	<input type="checkbox"/> List of Student Scores (if different from Basic Data Package)—Iowa and CogAT <input type="checkbox"/> Iowa (achievement) <input type="checkbox"/> CogAT (ability) <input type="checkbox"/> Combined <input type="checkbox"/> Grouped by CLASS with Class, Building, and System Summaries. <input type="checkbox"/> Grouped by BUILDING with Building and System Summaries. <input type="checkbox"/> Grouped by SYSTEM with System Summaries. Includes Quartile Information (<i>Iowa Assessments</i> only.) Check CogAT Composite Type(s) to Report (Complete only) (select up to 4) <input type="checkbox"/> Composite VQN <input type="checkbox"/> VQ <input type="checkbox"/> VN <input type="checkbox"/> QN Check CogAT Graphing Options to Report (select one) <input type="checkbox"/> Confidence Bands <input type="checkbox"/> Single Data Points																Circle up to 9 achievement scores. SS GE NPR NS RS NCE PRIVPR LPR LS (Student List Only) HSES LSES <input type="checkbox"/> 2011 Comparative Scores (available with <i>Iowa Assessments</i> Levels 6-14 Core or Complete Battery only, when 2017 norms are ordered). Circle up to 4 comparative norm scores. 11SS 11GE 11NPR 11NS <input type="checkbox"/> 2005 Comparative Scores (available with <i>Iowa Assessments</i> Levels 6-14 Core or Complete Battery only, when 2011 norms are ordered). Circle up to 4 comparative norm scores. 05SS 05GE 05NPR 05NS <input type="checkbox"/> Predicted Scores (optional) PSS/SS/DIFF* PGE/GE/DIFF* PNPR/NPR/DIFF* Check Lexile® and Quantile measures (optional) <input type="checkbox"/> Lexiles and Quantiles <input type="checkbox"/> Lexiles <input type="checkbox"/> Quantiles Additional per student fees apply. For pricing refer to: www.riversideinsights.com . RS USS SAS APR AS GPR GS ability scores are always reported. Circle up to 2 additional CogAT scores. LPR LS (Student List Only)
Paper	 	<input type="checkbox"/> Profile Narrative—Iowa <input type="checkbox"/> All English <input type="checkbox"/> All Spanish <input type="checkbox"/> English for students coded 1, Spanish for students coded 2 <input type="checkbox"/> Bar Graph <input type="checkbox"/> NPR <input type="checkbox"/> LPR <input type="checkbox"/> Confidence Bands <input type="checkbox"/> Show Reading Total															NPR is always reported. Circle up to 2 additional scores. SS GE NCE NS LPR LS <input type="checkbox"/> Predicted Scores (optional) PNPR/NPR*	
Paper	 	<input type="checkbox"/> Profile Narrative—CogAT <input type="checkbox"/> All English <input type="checkbox"/> All Spanish <input type="checkbox"/> English for students coded 1, Spanish for students coded 2 <input type="checkbox"/> Confidence Bands <input type="checkbox"/> Bar Graph APR is always graphed for either option. <input type="checkbox"/> Check to suppress the CogAT Ability Profile Score (Complete only)															RS APR AS GPR GS are always reported. Circle up to 2 additional CogAT scores. SAS LPR LS	
Paper	 	<input type="checkbox"/> Profile Narrative—Iowa and CogAT (Combined) <input type="checkbox"/> Bar Graph <input type="checkbox"/> Confidence Bands NPR is always graphed for either option, unless LPR is selected. <input type="checkbox"/> Check to suppress the CogAT Ability Profile Score (Complete only)															NPR is always reported. Circle up to 2 additional scores. SS GE NCE NS LPR LS <input type="checkbox"/> Predicted Scores (optional) PNPR/NPR* RS APR AS GPR GS are always reported. Circle up to 2 additional CogAT scores. SAS LPR LS	

NEW!

* Predicted Scores: Achievement and Ability data must be available for all students. Predicted Scores count as 2 achievement scores for total scores available on each report. There is no additional fee for this service.

STEP 5 – CONT'D












SELECT ADDITIONAL REPORTS

OUTPUT	TYPE	CUSTOM SERVICES AND OPTIONS Order services by checking the box in front of the service and writing the desired number of copies per grade. Check boxes of all appropriate options and circle scores to report. Additional costs apply.	INDICATE NUMBER OF COPIES PER GRADE												CIRCLE SCORES TO REPORT Circle the scores you would like reported. If no scores are circled, only the default scores (shown underlined and in bold) will be provided to you. If you circle any scores, only those scores will be reported.		
			All	K	1	2	3	4	5	6	7	8	9	10		11	12
Paper	 	<input type="checkbox"/> Individual Performance Profile—Iowa <input type="checkbox"/> Bar Graph <input type="checkbox"/> NPR <input type="checkbox"/> LPR <input type="checkbox"/> NPR and LPR <input type="checkbox"/> Confidence Bands Lower graph reports performance by Skill Domains/Cognitive Levels. Difference Graph comparing Percent Correct achieved between Group and Nation															NPR and/or LPR are reported. Circle up to 4 additional scores. SS GE NPR NS NCE LPR LS <input type="checkbox"/> Report ACT/SAT® predicted scores and grade-level college readiness benchmarks, grades 6–11 (Levels 12–17/18)
Paper	 	<input type="checkbox"/> Group Performance Profile—Iowa Includes Class, Building, and System Summaries. Upper Bar Graph reports NPR of Average SS for Tests. Lower graph reports performance by Skill Domains/Cognitive Levels. <input type="checkbox"/> Difference Graph comparing Percent Correct achieved between Group and Nation <input type="checkbox"/> Percent of Students in Group in Low, Medium, and High Percent Correct scoring ranges															NPR and Percent Correct are reported. Circle up to 4 additional scores. SS GE NS NCE Includes percentages of students by grade-level college readiness benchmarks, grades 6–11 (Levels 12–17/18)
Label		<input type="checkbox"/> Student Score Label—Iowa 9" wide x 1" high label size.															Circle up to 8 scores. SS GE NPR NS NCE PRIVPR LPR LS HSES LSES <input type="checkbox"/> Predicted Scores (optional) PSS/SS* PGE/GE* PNPR/NPR*
Label		<input type="checkbox"/> Student Score Label—CogAT 9" wide x 1" high label size. Includes CogAT Ability Profile Score and Narrative <input type="checkbox"/> Check to suppress the CogAT Ability Profile Score (Complete only)															USS RS SAS APR AS GPR GS are reported. Circle up to 2 additional scores. LPR LS
Paper	 	<input type="checkbox"/> Individual Common Core Domain Report—Iowa Core or Complete Battery only. <input type="checkbox"/> Include the Math Computation test in score calculations <input type="checkbox"/> Do NOT include the Math Computation test in score calculations															Percent Correct is reported for Common Core Standard Domains. Choose up to 4 normative scores. SS PR NS GE
Paper	 	<input type="checkbox"/> Group Common Core Domain Report—Iowa Core or Complete Battery only. <input type="checkbox"/> Include the Math Computation test in score calculations <input type="checkbox"/> Do NOT include the Math Computation test in score calculations															Percent Correct is reported for Common Core Standard Domains. Choose up to 4 normative scores. SS PR NS GE

* Predicted Scores: Achievement and Ability data must be available for all students. Predicted Scores count as 2 achievement scores for total scores available on each report. There is no additional fee for this service.

STEP 5 – CONT'D

SELECT ADDITIONAL REPORTS

OUTPUT	TYPE	CUSTOM SERVICES AND OPTIONS Order services by checking the box in front of the service and writing the desired number of copies per grade. Check boxes of all appropriate options and circle scores to report. Additional costs apply.	INDICATE NUMBER OF COPIES PER GRADE												CIRCLE SCORES TO REPORT Circle the scores you would like reported. If no scores are circled, only the default scores (shown underlined and in bold) will be provided to you. If you circle any scores, only those scores will be reported.		
			All	K	1	2	3	4	5	6	7	8	9	10		11	12
Paper	 	<input type="checkbox"/> Group Item Analysis—Iowa Includes Class Item Analysis. <input type="checkbox"/> Also include the Building Item Analysis. <input type="checkbox"/> Also include the System Item Analysis.															Percent Correct is reported.
Paper	 	<input type="checkbox"/> Group Diagnostic Report—Iowa Grouped by: <input type="checkbox"/> Class <input type="checkbox"/> Building <input type="checkbox"/> System															Percent Correct is reported.
Paper		<input type="checkbox"/> Class Item Response Record—Iowa															Percent Correct is reported.
Paper	 	<input type="checkbox"/> Student Snapshot—CogAT (Complete only) Includes CogAT Ability Profile Score and Narrative Check 1 composite type. <input type="checkbox"/> Composite VQN <input type="checkbox"/> VQ <input type="checkbox"/> VN <input type="checkbox"/> QN Check 1 graph type for APR. <input type="checkbox"/> Confidence Band <input type="checkbox"/> Bar Graph <input type="checkbox"/> Single Data Points														APR and GPR are always reported. LPR	
Paper		<input type="checkbox"/> Class Snapshot—CogAT (Complete only) Includes Ability Profile Distribution for Class Check 1 composite type. <input type="checkbox"/> Composite VQN <input type="checkbox"/> VQ <input type="checkbox"/> VN <input type="checkbox"/> QN Bar Graphs are reported.														APR and GPR are always reported. LPR	
Paper		<input type="checkbox"/> Building and System Snapshot—CogAT (Complete only) Includes Building and System Summaries. Check 1 composite type. <input type="checkbox"/> Composite VQN <input type="checkbox"/> VQ <input type="checkbox"/> VN <input type="checkbox"/> QN Bar Graphs are reported.														APR and GPR are always reported. LPR	
Paper	 	<input type="checkbox"/> Group List Ranked by Test—CogAT Check 1 composite type. (Complete only) <input type="checkbox"/> Composite VQN <input type="checkbox"/> VQ <input type="checkbox"/> VN <input type="checkbox"/> QN CogAT Screening Test reports Total Score only. Grouped by: <input type="checkbox"/> Class <input type="checkbox"/> Building <input type="checkbox"/> System														Circle up to 3 scores. SAS APR GPR USS AS GS LPR LS	

* Predicted Scores: Achievement and Ability data must be available for all students. Predicted Scores count as 2 achievement scores for total scores available on each report. There is no additional fee for this service.

STEP 5 – CONT'D

SELECT ADDITIONAL REPORTS

OUTPUT	TYPE	CUSTOM SERVICES AND OPTIONS Order services by checking the box in front of the service and writing the desired number of copies per grade. Check boxes of all appropriate options and circle scores to report. Additional costs apply.	INDICATE NUMBER OF COPIES PER GRADE												CIRCLE SCORES TO REPORT Circle the scores you would like reported. If no scores are circled, only the default scores (shown underlined and in bold) will be provided to you. If you circle any scores, only those scores will be reported.			
			All	K	1	2	3	4	5	6	7	8	9	10		11	12	
Paper		<input type="checkbox"/> Group List of Summaries—Iowa and CogAT <input type="checkbox"/> Iowa (achievement) <input type="checkbox"/> CogAT (ability) <input type="checkbox"/> Combined <input type="checkbox"/> List of Class Summaries (for Building-Level Administrators) <input type="checkbox"/> List of Building Summaries (for System-Level Administrators)																Circle up to 9 achievement scores. SS GE NPR NS RS NCE PRIVPR HSES LSES <input type="checkbox"/> 2011 Comparative Scores (available with <i>Iowa Assessments</i> Levels 6-14 Core or Complete Battery only, when 2017 norms are ordered). Circle up to 4 comparative norm scores. 11SS 11GE 11NPR 11NS <input type="checkbox"/> 2005 Comparative Scores (available with <i>Iowa Assessments</i> Levels 6-14 Core or Complete Battery only, when 2011 norms are ordered). Circle up to 4 comparative norm scores. 05SS 05GE 05NPR 05NS <input type="checkbox"/> Predicted Scores (optional) <u>PSS/SS/DIFF*</u> <u>PGE/GE/DIFF*</u> <u>PNPR/NPR/DIFF*</u> USS SAS APR AS GPR GS ability scores are reported.
Paper		<input type="checkbox"/> Group Narrative Summary—Iowa Includes Class, Building and System Summaries. Available beginning Midyear Grade K (Level 5).																GE is reported.
Data File		Student Data File Check one or both: <input type="checkbox"/> For Iowa <input type="checkbox"/> For CogAT																
Paper		<input type="checkbox"/> Administrator's Summary Report—Iowa Minimum of 100 students recommended for optimal report interpretation. <input type="checkbox"/> Grouped by BUILDING with Building and System Summaries. <input type="checkbox"/> Grouped by SYSTEM with System Summaries.																NPR and SS are reported. Circle up to 4 additional scores. RS GE NCE NS Includes percentages of students by grade-level college readiness benchmarks, grades 6-11 (Levels 12-17/18)

NEW!

* Predicted Scores: Achievement and Ability data must be available for all students. Predicted Scores count as 2 achievement scores for total scores available on each report. There is no additional fee for this service.

Allow 10 business days from receipt of your document shipment for processing.

Individual Longitudinal Report is no longer available in paper. It is available through DataPlus Reporting.

In submitting an Order for Scoring Service, you are granting Riverside Insights permission to use and disclose assessment results data for research purposes, in an aggregate format where data concerning individual students, teachers, schools or districts will not be identified or derived. Please refer to the Data Terms of Use in the *Riverside Scoring Service Ordering Instructions* for more information.